



### **PRODUCT OVERVIEW**

The MC3000 Digital Desktop Controller is available for local configurations and can control all standard radio functions of Motorola's ASTRO Digital Spectra Console (W9), MCS 2000 Model III Control Station or CDM Series Radios.

One small, powerful deskset gives a world of flexibility:

- One model controls any one of the above radios and can be changed as the radio changes.
- All of the buttons from the radio are duplicated on the deskset with customized labels, so a customer who is familiar with the radio can easily use the deskset.
- Pick your audio accessory – handset, headset, footswitch, and deskmic are all compatible.
- Up to 31 units can operate in parallel for multiple dispatch operations.
- No RSS is required.

### **STANDARD FEATURES**

#### **SUPERVISORY TAKEOVER**

The unit designated as supervisor is given priority over all other MC3000 Controllers, allowing priority messages to get through.

#### **INTERCOM**

Allows desktop controllers to communicate with, and monitor other remotes without keying the radio channel. Operators can have conversations without disturbing field users.

#### **AUTOMATIC LINE LEVELING**

Compensates for variations in the phone line and squelches background noise. Maintains clear, consistent volume levels without manual adjustment.

#### **PARALLEL STATUS UPDATING**

All parallel controllers are automatically updated when any single controller changes status. All users have the ability of monitoring the current system status.

### **MULTIPLE AUDIO ACCESSORIES**

Users may select the handset with the Push-To-Talk (PTT) switch for private conversations or use the PTT switch and built in condenser microphone. Customers can also choose between a headset or desk mic and footswitch.

### **BACKLIT LCD DISPLAY**

The MC3000 provides a 2-line by 20 character backlit display capable of showing all text messages generated by the radio control head. Displays important, easy to read information to the operator such as channel status, channel names, emergency ID's, and user ID's.

### **EMERGENCY RELAY**

Emergency function from the ASTRO radio can trigger an external alarm to notify dispatcher of the emergency.

### **REVERSIBLE MOUNT HOUSING**

Housing top can be rotated so that the unit can be operated on a desktop or wall mounted without the need for additional equipment. Allows greater flexibility in controller location.

### **LOCAL FUNCTION CONTROL**

Users have easy to reach controls for handset volume, handset microphone sensitivity, and LCD viewing angle. Users can also access various menus for diagnostic and system parameter configuration via the controller keypad. Simple operation lets the user easily control local functions.

### **POWER SUPPLY**

Each unit comes standard with a 110/220 Vac 50/60 Hz power supply.

### **REAR PANEL CONNECTIONS**

All input/output connections are conveniently located on the back panel of the controller. Provides quick and simple installation of the controller.

### **INDUSTRY STANDARD CONNECTIVITY**

Most connections in the MC3000 system use industry standard Category 3 eight conductor cable (minimum requirement) and RJ45 Telco-Style connectors. The MC3000 remote configuration requires only 2 voice grade bi-directional telephone lines, not data grade lines. Reduces cabling cost and improves installation flexibility.

### **ACCESSORIES**

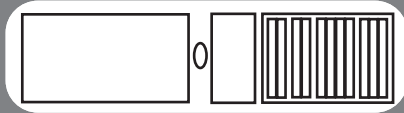
#### **DIGITAL JUNCTION BOX**

One junction box is required for each radio being controlled. Each junction box supports six desksets. Boxes can be connected to support up to 31 desksets in parallel. The ASTRO Spectra Consolette (W9) and MCS2000 Model III Control Station use the L3208 Digital Junction Box. The CDM1550 Series radios use the L3239 Digital Junction Box.

#### **RACK MOUNT**

Two junction boxes can be housed in a rackmount shelf.

**ASTRO Consolette W9, SHOWN**



DB25-M

ZA00225AA  
(DDN6333)

DB25-F DB25-M

**L3208 Digital Junction Box**

1 2 3 4 5 6 RCH Exp

RJ45

RJ45



**L3223, MC3000 Digital Deskset**

**MCS2000 Model III**

or  
**LM3000 SHOWN**



RT ANGLE  
DB25-F

ZA00224AA  
(HKN6123)

DB25-F DB25-M

**L3208 Digital Junction Box**

1 2 3 4 5 6 RCH Exp

RJ45

RJ45

RJ45

RJ45



**CDM1550 Series Radio SHOWN**  
(Requires RLN4802 Remote Mount Kit, Not Shown)



RJ45

RKN4177, 72, or 78  
Cable (10 ft, 18 ft, 22 ft)

RJ45

RJ45

**L3239 Digital Junction Box**

1 2 3 4 5 6 RCH Exp

RJ45

RJ45

Exp RJ45


RJ45

RJ45


RJ45



#1

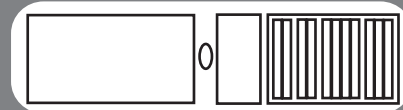


#6



#7

**ASTRO Consolette W9, SHOWN**



DB25-M

DB25-F

**CDN1337 RCH3000 Junction Box**

H H H H H H H G RJ45



**RCH3000 Deskset**

**L3208 Digital Junction Box**

1 2 3 4 5 6 RCH Exp

RJ45

RJ45

RJ45



**L3223, MC3000 Digital Deskset**

**Notes:**

- 1) Any of the Radios Shown Can Be Used in Any of the Configurations Shown, **Except** CDM1550 in the Mixed RCH & MC3000 Configuration.
- 2) **Max** Distance from Radio to Junction Box is **50 ft**.
- 3) Total Aggregate Cable Length from Junction Box(es) to MC3000 desk sets **MUST** be less than **5000 ft**.

## SPECIFICATIONS

<b>Color</b>	Black
<b>Dimensions</b>	W 8.56" x L 9.87" x H 4.5" approx
<b>Weight</b>	3 lb. approx
<b>Operating Temp Range</b>	32°F to 122°F (0°C to 50°C)
<b>Humidity</b>	95% at 122°F (50°C) non-condensing
<b>Power Input</b>	10.5 – 16 Vdc maximum
<b>Frequency Response</b>	± 3 dB from 300-3000 Hz @ 1 kHz ref
<b>Hum and Noise</b>	Less than -50 dB below rated outputs
<b>Audio Distortion</b>	Less than 5% THD @ 1000 Hz (full volume)
<b>Line Impedance</b>	600Ω nominal to 10 KΩ
<b>Receive Audio Input (with autolevel)</b>	0.78 Vac or 80 mV nominal auto leveled, -10 dB to + 6 dB nominal
<b>Transmit Audio Output</b>	0.78 Vac or 80 mV nominal into 600Ω
<b>Max. Number consoles</b>	31 in parallel



*Motorola's Commercial, Government and Industrial Solutions Sector is a recipient of the prestigious 2002 Malcolm Baldrige National Quality Award. This honor demonstrates our commitment to performance excellence and quality achievement.*



MOTOROLA and the stylized M Logo are registered in the U.S. Patent and Trademark Office. All other product or service names are the property of their respective owners.  
©Motorola, Inc. 2003 (0306) VPS

Specifications subject to change without notice.