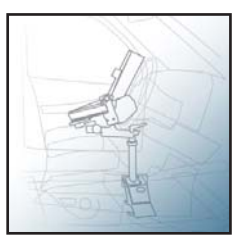


# RUGGED.

DOCKING STATIONS AND VEHICLE MOUNTS



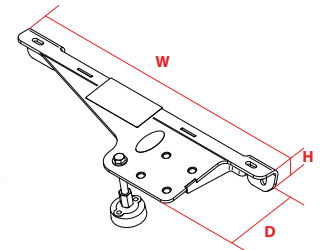
## Ford Fusion (2007- 2010)

Placement	Seat Configurations	Drilling Required	Recommended Pole Solution	Weight	Height	Width	Depth
Passenger side on the floor - under seat	Bucket	<b>No</b> - attaches to seat studs: <i>Ford Fusion (2007-2010)</i>	Lower Pole: DS-LOWER-9 Upper Pole: QADJ-UPPER-M Support Brace: 7160-0230 Motion Attachment: DS-CLEVIS Poles and Motion Attachments ordered separately	4.0 lbs	1.65"	19.0"	5.85"

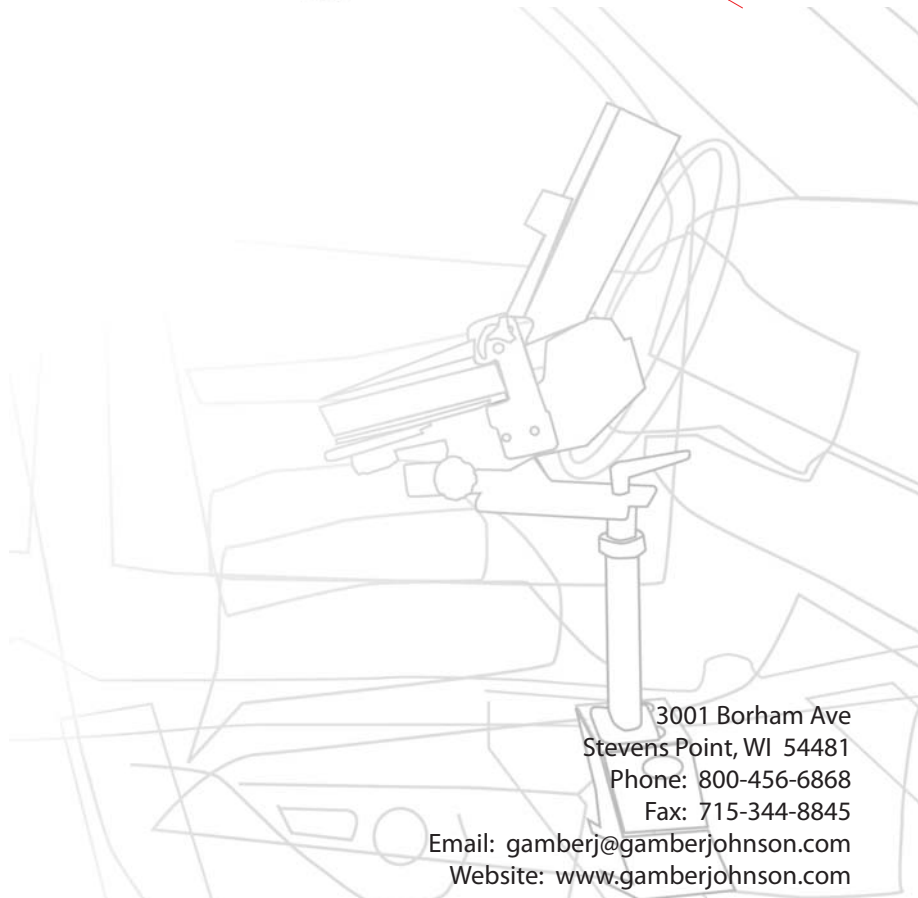
### Features

- Heavy gauge steel construction for long-term durability
- Black powdercoat finish for maximum corrosion resistance
- Leg leveler provides additional stability
- Will not interfere with levers or factory installed console
- A *Support Brace* (Item No. 7160-0230) is highly recommended

**Note:** Due to the leg leveler seat travel is affected



**Item No. 7160-0244**



Very Well Connected™

3001 Borham Ave  
Stevens Point, WI 54481  
Phone: 800-456-6868  
Fax: 715-344-8845

Email: [gamberj@gamberjohnson.com](mailto:gamberj@gamberjohnson.com)  
Website: [www.gamberjohnson.com](http://www.gamberjohnson.com)